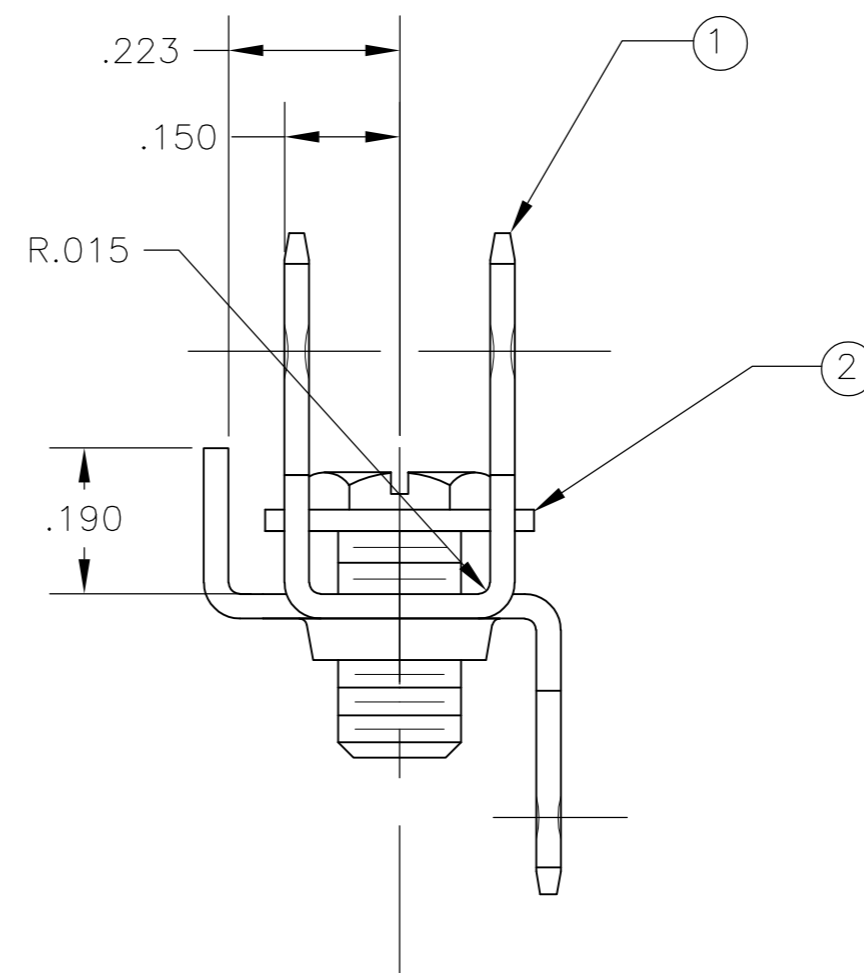
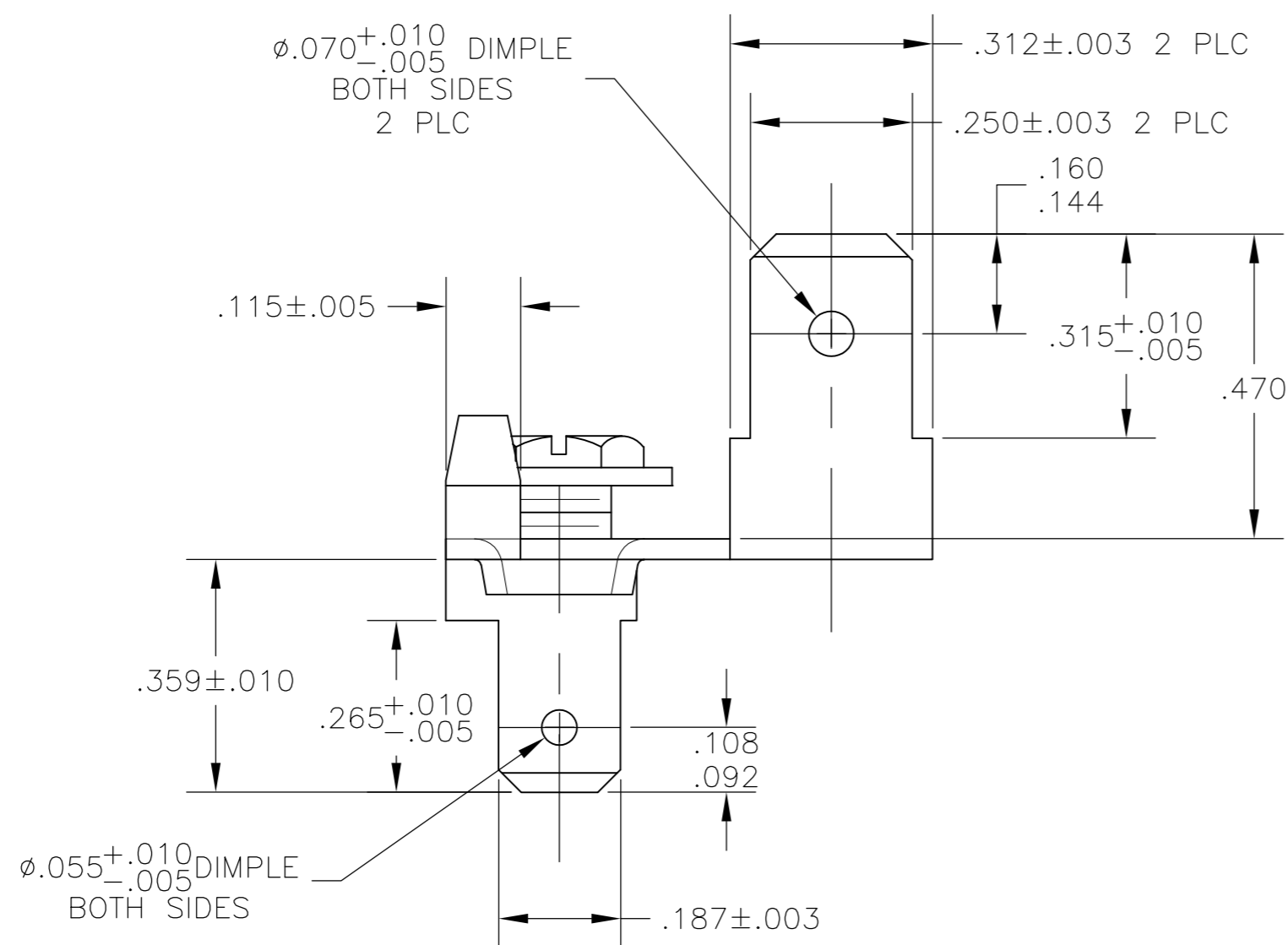
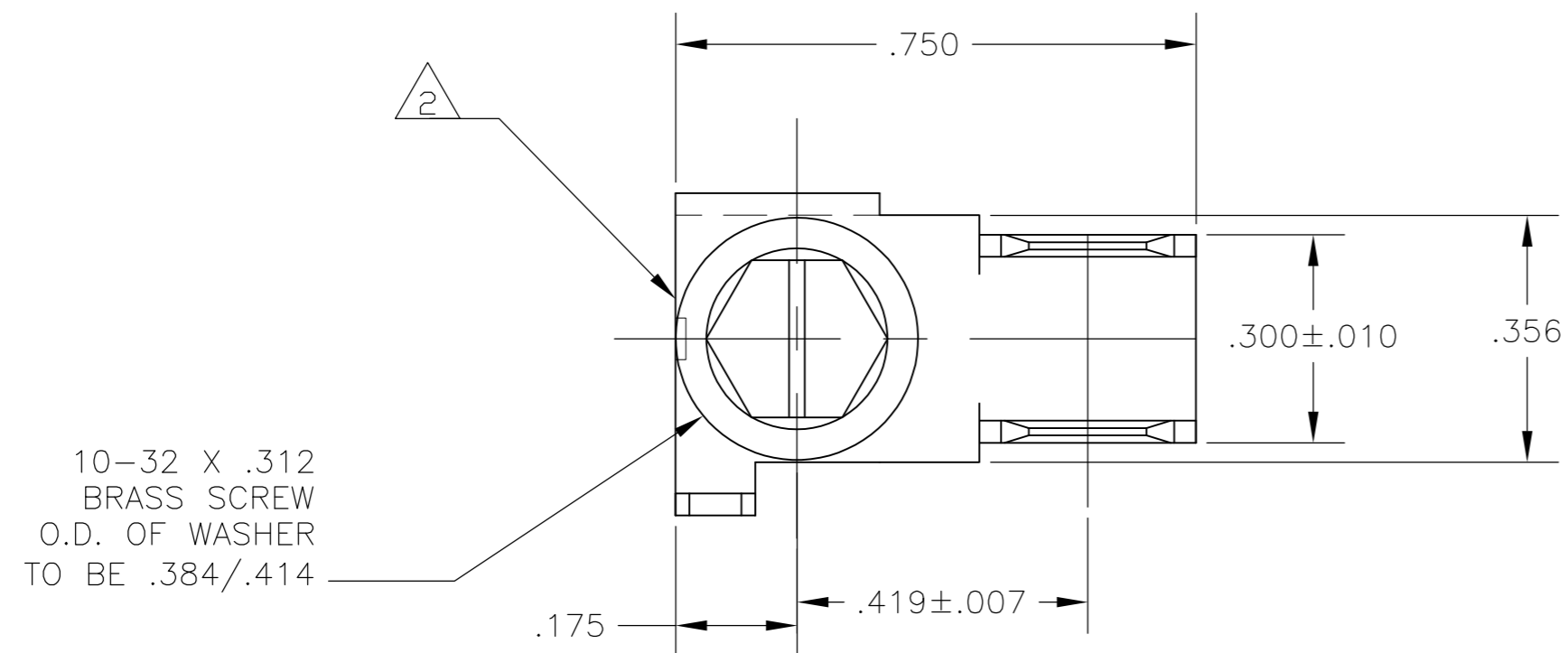


THIS DRAWING IS UNPUBLISHED. RELEASED FOR PUBLICATION
 © COPYRIGHT BY TYCO ELECTRONICS CORPORATION. ALL RIGHTS RESERVED.

LOC	DIST	REVISIONS			
P	LTR	DESCRIPTION	DATE	DWN	APVD
AF	14	A1	REL PER ECR 07-014045	14JUN07	JR JK



- 1 MATERIAL: .032±.001 THK BRASS, 100-86, HEAT TREAT 0.082
- 2 .010 MAX CUT-OFF ALLOWED
- 3 ASSEMBLY SCREW AND TORQUE 2-8 LB-IN
- 4 THREADS DEFORMED SO AS NOT TO ALLOW REMOVAL OF THE SCREW.
- 5 PART TO BE CLEAN AND OIL FREE
- 6 MATERIAL: HEX HEAD WASHER .394 DIA, #10-32 .312 LONG. BRASS SCREW (ELECTRICAL TYPE)
- 7 MATERIAL: HEX HEAD WASHER .394 DIA, #10-32 .312 LONG. BRASS SCREW (ELECTRICAL TYPE) BRIGHT NICKEL FINISH

1	7	-	1	1	T20737542	FASTON TAB ASSEMBLY NICKEL PLATED BRASS SCREW	521948-2
-	1	6	1	1	T20737542	FASTON TAB ASSEMBLY BRASS SCREW	521948-1
SCREW 1742447-2	2	SCREW 1742447-1	2	FASTON TAB 1742446-1	1	EMERSON P/N	DESCRIPTION
						PART NO.	

THIS DRAWING IS A CONTROLLED DOCUMENT.		DWN	JR RUTH	10JUL06	Tyco Electronics Corporation Harrisburg, Pa 17105-3608			
DIMENSIONS: INCHES		CHK	K RANDOLPH	10JUL06				
TOLERANCES UNLESS OTHERWISE SPECIFIED:		APVD	K RANDOLPH	10JUL06				
0 PLC ± - 1 PLC ± - 2 PLC ± - 3 PLC ± .005 4 PLC ± - ANGLES ± 1°		PRODUCT SPEC	NAME					
MATERIAL		FINISH	APPLICATION SPEC		SIZE	CAGE CODE	DRAWING NO	RESTRICTED TO
-		-	-		A2	00779	C=521948	-
CUSTOMER DRAWING				SCALE	4:1	SHEET	1 OF 1	REV
								A1